

Why Choose UPrint Over Other Technology?

Our technology has been designed to print on virtually **any surface**, without being limited to the size and shape of products.

Our patented **Chemical Transfer** process allows for more products to be branded than any other technology.



- You can **brand on any product** with high durability.
- **No need for sublimation products, ANY product is acceptable**
- You can brand on any shaped product with our new Conformity film!
- You can have multiple printing jobs on the go at the same time.
- With one printer you can brand **up to 50 000 products per month or MORE.**
- No hassle with wet inks and heads drying up!
- You likely won't have to out source printing again.
- **Brand FULL colour** onto all products in lightening speed with a Pad Press
- Add value to your existing printing company.
- If you manufacture your own products then UPrint is perfect for in-house branding.
- The artwork does not look like a sticker once transferred onto the product
- Easy to fix a printing error.
- Online training Support through WhatsApp.

Online Training Material www.uprintglobal.com

<https://www.youtube.com/channel/UCrOI9sUnScT79HThBqYVrjA>



BE THE HERO

OUR UNIQUE PROCESSES



SEE ABOVE THE TONER SMUDGING

Our unique modification **REMOVES** the **heating unit** or **fuser unit** out of the printer and allows for the toner to come out in **powder form**.

WHY IS THIS SUCH AN INNOVATIVE SOLUTION?

This opens the door to every possibility that a wet ink (INK JET) printer can achieve. Ink jet printers use no heat to print the artwork onto the film - the heat is only applied after the film has left the printer. For example, DTF ink jet printing.

UPrint white toner printers can now achieve ink jet printing quality with dry ink! This is all thanks to our PATENTED modification and chemical transfer process

The Benefits are HUGE! **Ink jet printers** require **DAILY maintenance**. UPrint Printers **ONLY** require wiping the printer down once a month to remove dust.

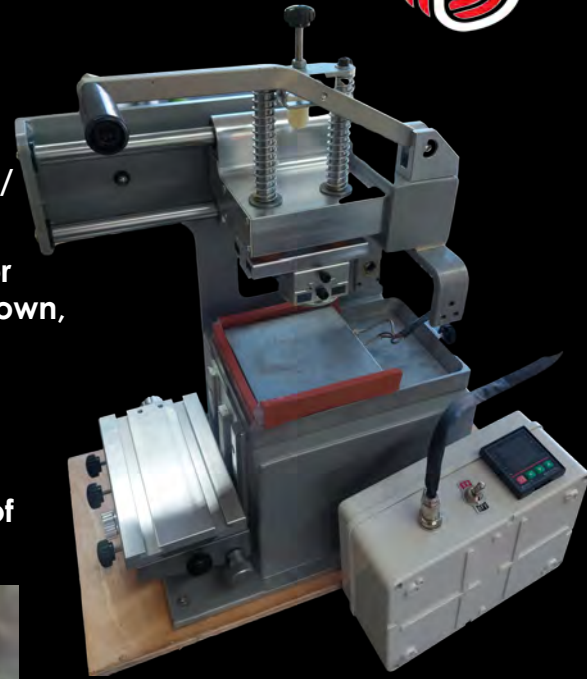
BE THE HERO

Digital Pad Press Printing



- Why is our Digital Pad press so unique?

- ONE person can operate this machine and brand thousands of products with extreme accuracy.
- We use our special **conformity film** to press into any shape / rough surface / dimple surface you can imagine.
- We use a patented process whereby we apply an activator chemical onto the product. Once the graphic is pressed down, the activator grabs all the powder off the film giving you a durable transfer.
- Our unique printer, the PRO860WT, has no heating element inside, therefore leaving the toner in powder form (a UPrint patented process). This gives the ability to do wide range of awesome transfer methods like using a pad press.



2. Apply Activator & Place graphic



1. Remove backing



3. Pad Press with heated Pad




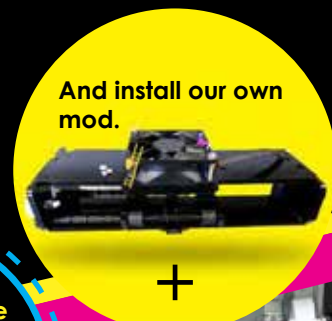
4. Remove film and enjoy a high quality scratch resistant print

What makes us different?

With **one technology**, our clients enjoy printing on an endless number of new products that previously could not be printed on.

Prints can be applied to multiple products with a single A4 page, in full HD colour.

With prints being applied by hand or with our pad press machine, product size and shape are no longer an issue.





Marine Paper

Our unique **Marine A paper** is used for Chemical transfer printing and can also be used with Pro B Forever paper for heat transfer onto certain products or materials.

With our New **Every X** chemical, the Marine A paper can now **WRAP print on all surfaces like Candles, Sports bottles and rough surfaces.**

Once the **image is transferred**, depending on the product, it will require another chemical sprayed over the artwork to fuse it and to make the artwork **highly durable.**

- Aluminum • Stainless Steel • Glass products
- All Plastics • Any metal in any shape • Caps
- Ceramic products • Flash Drives • Hard hats
- Wood products • Sports balls • Plastic Bottles
- Pleather products • Coated •
- All types of Garment bags •
- Leather products • Pens in all shapes or sizes
- Hard dimpled Surface cooler box • Umbrellas



Silicone Paper

The silicone paper is a one-press heat transfer paper mainly used for serviettes, Card stock products and some plastic items. This paper is cheap and easy to use.

Foil on Glass



Every X

Diaries available with Gold & Silver foil

BE THE HERO



Comformity Film

Our unique one-of-a-kind **Comformity Film** takes innovation to a new level.

This film can be used by HAND; however, Comformity Film is made for our **Pad Press Machine** and is made for **BEGINNERS** to print like a **PRO**

Our **Comformity Film** requires a **chemical Activator** to transfer the image **off the film** and **onto the product**.

Once transferred, either heat or another chemical will be sprayed over the artwork to fuse to the product.

All Plastics + Flash Drives + Ceramic products + Pens in all shapes or sizes + Wood products + Glass products in any shape + Hard hats + Golf balls + Base balls + Cricket Balls + Soccer balls + All Diaries + Leather + Any Metal + Rubber

Yellow paper

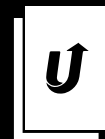
Our unique **yellow paper** takes creativity to a new level.

This paper takes some training to master; however, once trained you can brand on anything that you can imagine.

Our **yellow paper** requires a **chemical Activator** to transfer the image **off of the paper** and **onto the product**.

Once transferred, either heat or another chemical will be sprayed over the artwork to fuse to the product.

All Plastics + Flash Drives + Ceramic products
Pens in all shapes or sizes + Wood products
Glass products in any shape + Hard hats





CHEMICALS



Transfer Chemical



ACTIVATOR is used to transfer images from paper onto products.

PPX

Top Coat Chemical

Our proven and tested **PPX chemical** has a wide range of capabilities. From branding onto bottles, golf balls, hard helmets to any flexible plastic or strong, hard plastic.

Who knows what new product the PPX chemical can dominate in the future...



Every X chemical

The **Every X chemical** was made to make printing easier with the help of the Marine A paper. The Name says it all.

Every X was named for the use of branding onto EVERY product and to make chemical transfer printing even easier than it was before.



Diamond Clear

Top Coat Chemical

Our New **Diamond Clear** is the latest addition to the UPrint arsenal. **Diamond Clear** was made to make printing extremely durable.

Diamond Clear was named for the use of being a DIAMOND HARD clear top coat onto ceramic's, glass and metal products. Diamond Clear is completely waterproof and scratch resistant.



"Our **chemical fusion** process results in products having unrivaled durability."

BE THE HERO



Nitro X

Top Coat Chemical

Nitro X Top coat makes printing glossy and bright.

Nitro X is a clear Glossy coat that cures and dries without the need to heat up. Great for HARD plastics like pens, power banks, USBs, ABS plastic and more.



What you get with your system...



PRO860WT CMYW A3 Printer
+ Rip Software 🔥

The **PRO860WT** is an engineering masterpiece with interchangeable toners - you can swap out the white toner for a black toner or swap the Cyan and the White around to allow for the white to be printed in the front!

Don't forget our printer has **NO FUSER UNIT!**

Rip Software has a cost calculator on every print job!



6 x 1 liters of Chemicals:

This includes:

- Activator
- Nitro X
- PPX
- Reducer
- Diamond Clear
- Every X.



Please refer to the above pages for a description on each chemical.

1 Litre of each Chemical



50 Sheets of each Paper

50 Sheets of Each paper:

- 50 x A4 Sheets of Yellow Paper
- 50 x A4 sheets of Conformity Film
- 50 x A4 sheets of Silicone paper
- 25 x A3 Sheets of A + B (High-Flex)
- 25 x A4 sheets of A + B (Marine A + B Pro)
- 50 x A4 Sheets of Marine A

BE THE HERO



Chemical Spray Gun
+ Extraction Unit

The extraction unit + spray gun:

- 10 meter ducting
- Strong Extraction Fan
- Box made from correx boards
- Aluminum Tape
- Gravity spray gun

This unit is designed to extract all chemicals when spraying products; leaving no smell or chemicals in the air.



Temperature-Control Unit
+ Silicone Pad

Temperature Control Unit + Silicone pad

This combination is great to print on the side of a shoe, Rugby ball, Side of a bag or anything that does not fit in a heat press.

Works well with the bellow Mini handheld press



Mini Handheld Heat press

Mini Press:

Mini press makes life easy when trying to press onto funny shaped products, like shoes, side of a cap or anything that doesn't fit in a clamp press. Works great as the 'First' press and the silicone pad as the 'Second' press.

Magnetic Pad + Rubber Mat

The magnetic pad is used on a steel table or galvanized sheet table to hold any product in place while you transfer using the Yellow paper or Conformity film. Rubber mat is used in a heat press to protect a material from the hot plate.



Magnetic Pad
+ Rubber Mat

+ **ENDLESS**
ONLINE
SUPPORT
AND
TRAINING
VIDEOS

We will never leave you stranded! Once you purchase our system you become a part of the UPrint Family. We have a WhatsApp group with over 230 companies where they all lend each other support. We also have personal support available over WhatsApp, TeamViewer or Skype.

BE THE HERO

Return on investment that you will get with your Start-up kit

The below is a spreadsheet of the 'average' usage rate of each chemical and paper supplied by UPrint. We give you the **average turnover per logo** on each page and the **average 'total' turnover** of using all of the papers and chemicals supplied in your start-up kit.

What is the 'Start-up kit'? This is the **50 sheets of each paper and 1 liter of each chemical** received with your purchase of the UPrint system.

You get 'Delivery' toners with your printer. Each Colour toner produces around **1000 pages** per colour - **Cyan, Magenta, Yellow**. The white toner is full toner and can produce up to 1 200 pages.

The next toners you will purchase on the colours can go up to 2 500 pages per colour.

PRO860WT toner yields:

Cyan (8k toner yield)
Magenta (8k toner yield)
Yellow (8k toner yield)
White (6k toner yield)

CHEMICAL TRANSFER

AVERAGE USAGE RATE	CHEMICALS (1 Litre Each)						PAPER (50 Sheets Each)			TURNOVER	
	ACTIVATOR	NITRO X	PPX	REDUCER	DIAMOND CLEAR	EVERY X	YELLOW PAPER	CONFORMITY FILM	MARINE A PAPER ONLY	AVERAGE TURNOVER PER LOGO	AVERAGE TOTAL TURNOVER
*PEN-SIZED LOGO (10mm x 30mm)	7000	3000	3000	7000	2000	2500	5000	5000	5000	\$0,5	\$2500
*MUG-SIZED LOGO (60mm x 60mm)	3000	1200	1200	3000	1000	1100	600	600	600	\$1 to \$2	\$600 - \$1200
*BOTTLE-SIZED LOGO (90mm x 90mm)	2000	800	800	2000	600	750	450	450	450	\$2 to \$3	\$900 - \$1350

HEAT TRANSFER

AVERAGE USAGE RATE	PAPER			TURNOVER	
	MARINE A & B (25 Sheets Each)	HIGH-FLEX A & B (25 Sheets Each)	SILICONE PAPER (50 Sheets)	AVERAGE TURNOVER PER LOGO	AVERAGE TOTAL TURNOVER
*SMALL-SIZED LOGO (50 Logos Per A4 Page)	1250	1250	2500	\$0,8 to \$1.2	\$1000 to \$1500
*MEDIUM-SIZED LOGO (9 Logos Per A4 Page)	225	225	450	\$3 to \$5	\$675 to \$1125
*LARGE-SIZED LOGO (1 Logo Per A4 Page)	25	25	50	\$6 to \$8	\$150 to \$200
*X LARGE-SIZED LOGO (1 Logo Per A3 Page)		25		\$8 to \$16	\$200 to \$400

In Conclusion we have minimum return on investment and a maximum:

Total Return on Chemical + Heat transfer cannot be determined perfectly by using the above numbers. This is due to the fact that you wont brand the exact same size product each print job, however this gives us an idea of the potential ROI. I therefore Conclude that you can get **minimum \$2000 and maximum \$5000 return on investment with the UPrint start up kit.**